



## CHUGACHMIUT HEAD START 2018 ANNUAL REPORT

This Annual Report summarizes key information about the Chugachmiut Head Start Program for the program year of 2017-2018



# WHAT IS HEAD START?

Head Start is a Federal program that helps young children between the ages of three and five grow up ready to succeed in school and in life. Programs work to meet high standards for delivering quality services to children and their families.

Children who attend Head Start programs participate in school readiness activities while developing social skills. Head Start children also receive nutritious meals and the necessary health care in a safe environment.

Parents with children in Head Start participate in all aspects of the program. They help to govern, plan what children learn, and provide advice about needed services. Parents and other community members also volunteer in classrooms and other parts of the programs.

Head Start and Early Head Start welcome children with disabilities. Parents of children with disabilities are strongly encouraged to participate in their children's daily routines and activities.

The Chugachmiut Head Start program is part of the AI/AN branch of Head Start that provides services to American Indian and Alaska Native children. Our grant specifies that we provide services to 22 children and families in the communities of Nanwalek and Port Graham.



## PROGRAM FUNDING:

Funding for the Chugachmiut Head Start is provided by the AI/AN Program Branch of the Office of Head Start, as well as through the State of Alaska.

Total funding from May 1, 2017 through April 30, 2018 was:

Federal Head Start	\$617,941
State of Alaska Head Start	\$30,000: July 1, 2017 through June 30, 2018
CACFP (Food Program)	\$17,711 October, 2017 through September 30, 2018

## IN-KIND FUNDING

We applied our \$30,000 in State Head Start funding as non-Federal Share match.

## 2017-18 BUDGET AT A GLANCE BY FUNDING SOURCE:

<b>Budget Category</b>	<b>State Head Start</b>	<b>CACFP Food Program</b>	<b>Federal Head Start</b>
Personnel	\$7,338		\$349,643
Fringe Benefits	\$2,658		\$ 143,354
Travel	\$0		\$ 9,000
Supplies	\$10,090	\$ 15,401	\$ 10,000
Other	\$ 6,000		\$ 20,192
Indirect	\$ 3,914	\$2,310	\$ 80,601
<b>Total</b>	<b>\$30,000</b>	<b>\$ 17,711</b>	<b>\$617,941</b>

# 2017-18 Head Start Budget

Salaries	State	Federal
Personnel	\$7,516.00	\$349,643
<b>Total</b>	<b>\$7,516.00</b>	<b>\$349,643</b>

Fringe	State	Federal
	\$3,608.00	\$143,354
<b>Total</b>	<b>\$3,608.00</b>	<b>\$143,354</b>

Travel	State	Federal
Pre-service, Trips to Sites	\$0	\$9,000
Staff Training		
<b>Total</b>	<b>\$0</b>	<b>\$9,000</b>

Equipment	State	Federal
	\$0.00	\$0.00
<b>Total</b>	<b>\$0.00</b>	<b>\$0.00</b>

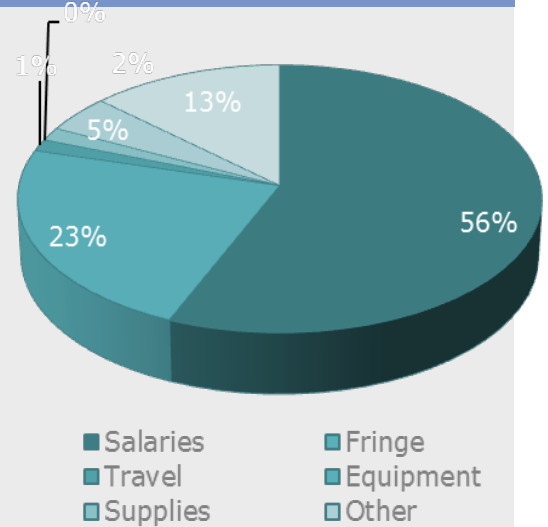
Supplies	State	Federal
Program and Classroom	\$1,000	\$10,000
Food	\$462	
<b>Total</b>	<b>\$1,462</b>	<b>\$10,000</b>

Other	State	Federal
Lease, Utilities and		\$19,464
Training /Tech Assist	\$13,500.00	\$8,658
<b>Total</b>	<b>\$13,500</b>	<b>\$28,122</b>

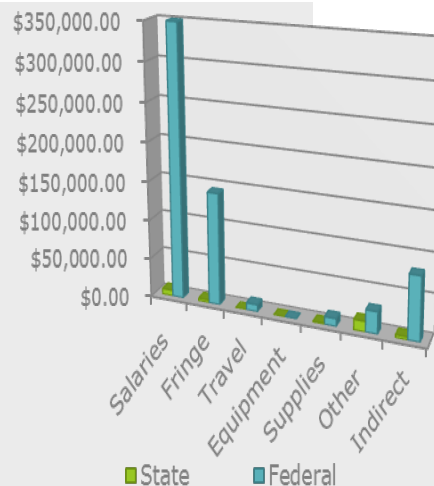
Indirect	State	Federal
	\$3,914	\$81,018
<b>Total</b>	<b>\$3,914</b>	<b>\$81,018</b>

Total Expenses	State	Federal
	<b>\$30,000</b>	<b>\$621,137</b>

Actual Cost Breakdown



State and Federal Breakdown





## ENROLLMENT DATA

We served 26 children over the 2017-2018 school year in two center based classrooms. 16 were 3 year olds, 10 were 4 year olds, with 7 of these children returning for their 2<sup>nd</sup> year of Head Start.

We served 100% of the eligible children in our two communities that wanted to enroll in Head Start.

Attendance by month, with percentages:

Month	# Enrolled	Funded Enrollment	Attendance %
August	17	22	92%
September	19	22	91%
October	21	22	83%
November	21	22	84%
December	22	22	80%
January	23	22	71%
February	24	22	87%
March	24	22	81%
April	24	22	74%
May	24	22	90%

## HEAD START MEDICAL AND DENTAL SERVICES

**MEDICAL:** 100% of enrolled children had medical homes, which include community clinics. 26 of 26 enrolled children received physical exams and all 26 children received immunizations appropriate for their age and/or catch up schedule. 22 of 26 were up-to-date on a schedule of age appropriate preventive and primary health care, according to the EPSDT schedule for well child care.

**DENTAL:** All 26 children received a dental exam and of these children, 10 were diagnosed as needing further dental services. 8 of the 10 received the identified dental services.

## PARENT INVOLVEMENT



We believe that parents are the primary educators of their children, and contribute greatly to the success of our program!

We provide the following opportunities for our families:

Parent Orientation

Center Parent Committee Meetings

Policy Council- Program Governance

Cultural Education

Home Visits for our center-based programs

Parent/Teacher Conferences

Family activity nights and parent days, Family literacy nights, Father Engagement and Family Lunch and Learn training events.

We also plan with parents to create and reach family goals.

We share the responsibility for the children's goals, by having parent input into the curriculum, encouraging home activities for developmental goals for each child, and by individualizing classroom activities to support the learning needs of each child.



## SCHOOL READINESS


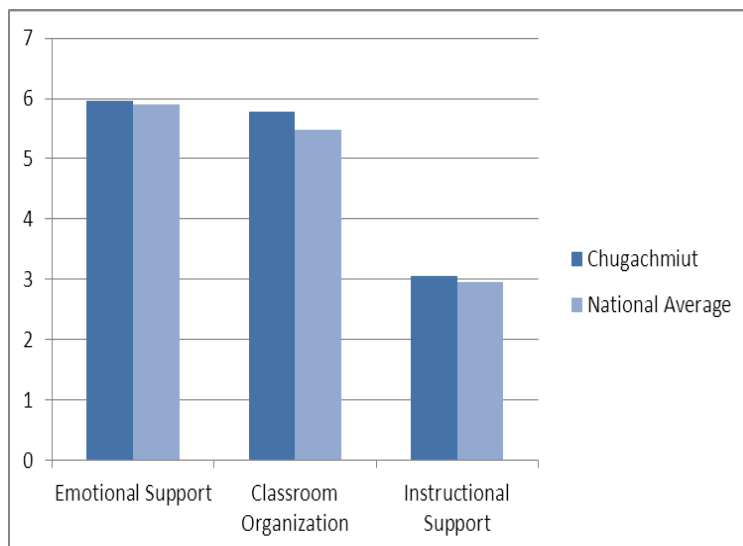
A primary goal for Head Start is to prepare the children for successful transition to kindergarten. This is accomplished by:

- Individualizing the educational program to meet each child's needs by using the Creative Curriculum and Teaching Strategies Gold as a basis for planning and monitoring developmentally appropriate activities for the children.
- Measuring each child's progress toward Kindergarten readiness through Outcome Measures Report generated 3 times a year in the Fall, Winter and Spring.
- Using the Diagnostic Indicators for the Assessment of Learning (Dial) 4 developmental screening tool completed at the beginning of the year.

Results from our last CLASS review (National Averages in parenthesis).

Domain	Score	Domain	Score	Domain	Score
Emotional Support	5.9583 (5.91)	Classroom Organization	5.7778 (5.48)	Instructional Support	3.0556 (2.95)
Dimensions					
Positive Climate	5.50	Behavior Management	5.83	Concept Development	2.50
Negative Climate*	1.17	Productivity	6.50	Quality of Feedback	2.67
Teacher Sensitivity	5.67	Instructional Learning Formats	5.00	Language Modeling	4.00
Regard for Student Perspective	5.83				

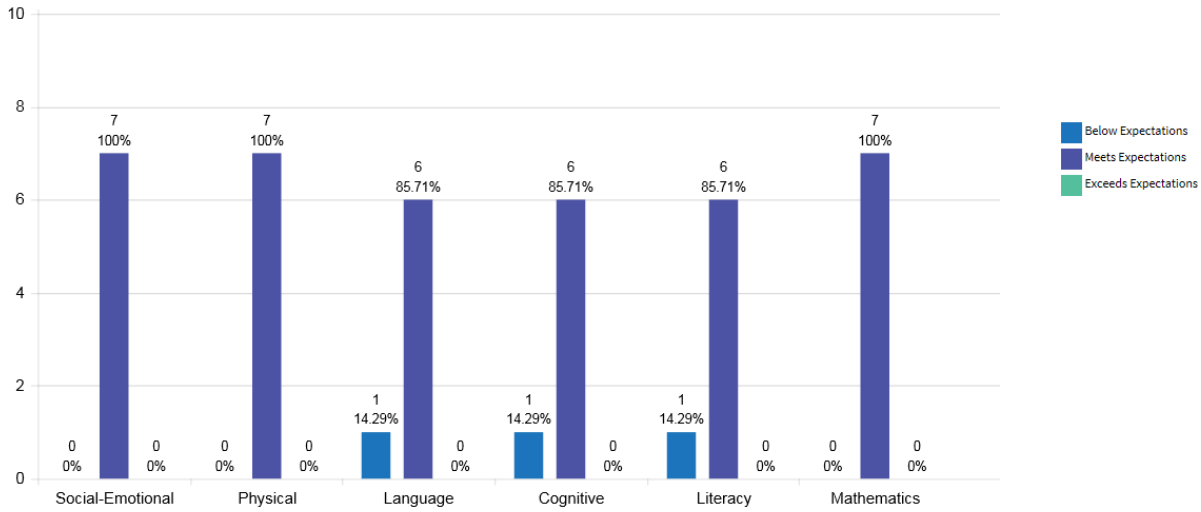
**Chugachmiut scored higher than the national averages in all Domain scoring areas! Great job Teachers!**



# SCHOOL READINESS GOALS

Alaska Dept. of Ed. & Early De - Nanwalek Head Start

Spring 2017/2018 - Widely Held Expectations



These school readiness goals are very well met. Our sites were well within widely held expectations as many of our very young 3 year olds, who had just turned 3 during our program year, would be below expectations in the area of school readiness until they have attended Head Start for a school year. Here is a sample from Nanwalek.



## TRANSITION TO KINDERGARTEN

To assist with as smooth transition from Head Start to public school, Kindergarten bound children were provided with a book about transitioning to kindergarten. Transition materials were provided to all parents at the last home visit.

In addition, Kindergarten visits were made to both elementary schools as a classroom

field trip, where they were introduced to the teachers, toured the classroom and school, and saw many of their older siblings engaged in the learning process.



## FEDERAL AND STATE MONITORING

The last Federal Review for Chugachmiut Head Start was in September 2015. No deficiencies were identified during this review.

#### FINANCIAL AUDIT

Chugachmiut's Audit was completed for the most recent fiscal year end. There were minor corrective actions identified and a corrective action plan was set into place to correct the areas of noncompliance.